

Energy and heat suppliers

Chemical industry

Refineries

Food processing industry


Steel and metal production

Waste incineration

Building materials industry

Wood processing

Standard ships and offshore plants



Swirl Burner SSB

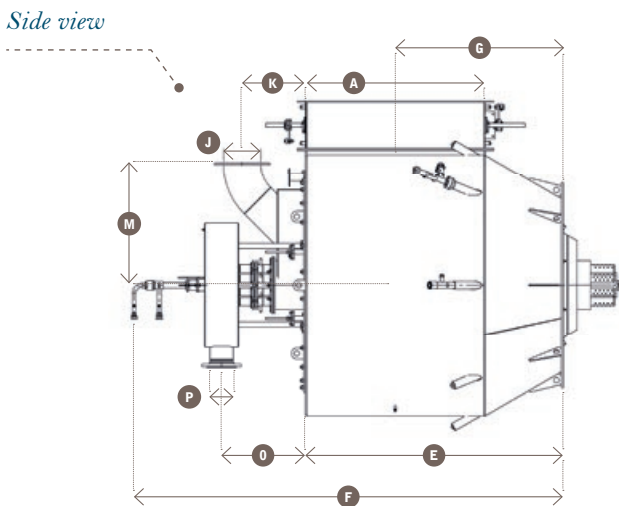
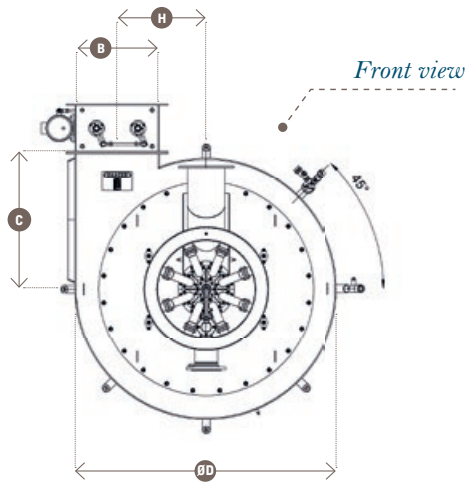
Incineration of industrial by-products

The SSB burner series is a further development of the SAACKE steam-assisted pressure jet, which has been supplemented with a tangential wind box. Here, the combustion air – divided into two streams – with the secondary air being swirled, creates an extremely short, stable flame with internal recirculation. The modular Duoblock burner system is especially useful for the incineration of industrial by-products that are difficult to recycle and those with low heat values. It utilizes a wide range of fuels – in the form of dusts, gases or liquids, or as a combination of these.

NO_x emission values* (with secondary measures)

Natural gas	50 - 80 mg/Nm ³ (with flue gas recirculation)
Light oil**	90 - 120 mg/Nm ³ (with flue gas recirculation)
Heavy oil***	<300 (with SNCR)

Burner dimensions of the SSBGL – version with gas ring



Burner size (mm)

Size	20	50	100	200	300	400
A	200	400	500	800	1,300	1,700
B	200	350	400	500	600	700
C	500	600	650	800	1,000	1,200
ØD	700	1,000	1,200	1,500	1,916	2,200
E	350	630	819	1,205	1,890	2,365
F*	870	1,220	1,570	2,050	2,820	3,300
G	240	420	559	795	1,230	1,505
H	245	320	394	494	650	744
J	DN80	DN100	DN150	DN200	DN250	DN300
K	170	217	354	470	450	495
M	332	385	500	740	900	990
O*	380	450	510	575	615	600
P*	DN80	DN80	DN100	DN125	DN150	DN200

Burner weight (kg)

Size	20	50	100	200	300	400
SSBL	400	600	750	1,250	2,200	3,200
SSBG	400	600	780	1,350	2,400	3,500
SSBGL	420	620	800	1,400	2,450	3,550

Product notes

- ✔ Robust design; especially for producing steam and heat, as well as being suitable for thermal process and drying systems
- ✔ Ideal as an ignition and support burner
- ✔ Low-emission combustion of a wide variety of special fuels with low heat values
- ✔ No requirement for expensive standard fuels
- ✔ Unrivalled stable and short flame
- ✔ Suitable for sub- and hyper-stoichiometric combustion with a lambda of 0.3 - 4
- ✔ Large control range

Operating data

Size	20	50	100	200	300	400
Max. combustion air amount** in m ³ /h (mean)	3,500	9,000	20,000	40,000	60,000	90,000
Max. output*** in MW	3,5	9,0	20,0	40,0	60,0	90,0
Control range of gaseous fuels**** e.g. natural gas	1:5	1:6	1:7	1:7	1:7	1:7

* The dimension can vary depending on the system ** At an air temperature of 25° C *** Firing rate calculated for λ=1. With greater excess air, the air flow rate determines the size!
**** Larger control ranges (e.g. 1:10 with a size of 100 or greater) can be implemented using special measures

